

# thrombexin® 18

## Anti-Embolism Stockings

thrombexin®18 - the pinnacle  
of **design** and **quality** in  
anti-embolism stockings

Superior Features, Proven Performance

-----  
Excellent Patient Compliance

-----  
Comprehensive Range

-----  
Streamlined Inventory Management


-----  
Compliant With Regulatory Standards

v1.0

# thrombexin® 18 Anti-embolism Stockings


## Superior Features, Proven Performance

thrombexin®18 two way stretch comfortably enables easier fitting of the stockings and provides greater patient compliance. The unique combination of features makes thrombexin®18 the perfect choice of medical thrombosis prophylaxis stockings (MTPS)




### “Active breathing” thread knit

The two-way stretch technology enables the maximum level of care with the narrowest range of stockings sizes for up to 100cm thigh circumference. The material allows extra stretching for easier fitting on patients. Latex free material made of 82% polyamide and 18% elastane.



### Silicone top band (Thigh length only)

The specially developed non-slip silicone dots ensure a secure fit. The stocking fits perfectly when the indicator box on the topband displays a square. This increases the level of comfort and eliminates the risk of constriction.



### Fleecy lined soft heel

The fleecy soft heel in the mediven thrombexin®18 relieves pressure in the particularly vulnerable heel area. The material with its subtle fibres transports moisture away from the skin, preventing maceration thus their special construction minimises shear forces and friction.



### Inspection Opening

The inspection opening allows constant monitoring of potential neurovascular changes of the toes, without having to remove the stocking. It improves daily hygiene and air-flow around the toes.



### Anti-bacterial and Antimycotic toe area

The toe area improves hygiene and reduces the risk of infections. The unique anti-microbial properties of the Live-Fresh-NEO material reduces hospital acquired micro-organisms, fungi and cross-infection.



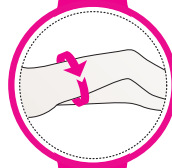
### Hospital Butler

The Hospital Butler is a donning aid designed to facilitate the fitting of anti-embolism stockings in day-to-day hospital care and in the operating theatre. The device diameter can be adjusted to allow a non-touch fitting.

## Excellent Patient Compliance

Regular testing has shown that thrombexin®18 stockings successfully maintained the Sigel Profile, digressive pressure gradient. As a result, thrombexin®18 stockings compression can be easily adaptable to each patient needs. Also, the proprietary colour coded tape is a simple yet effective tool that helps the patient or the patient's carer to easily choose the correct size without having to measure the leg length.

- No need to measure the leg length.
- Colour coding for size selection.
- Ankle size on sewn-in label.
- Left-right leg distinction only for thigh length with waist.



### How to measure with tape

#### KNEE LENGTH

1. Measure ankle circumference to choose the stocking size.

#### THIGH LENGTH

1. Measure ankle circumference to choose the stocking size.
2. Measure thigh circumference to select the regular or extra-wide size.

#### TAPE

Use the colour-coded measuring tool to determine the ankle, calf and thigh sizes.

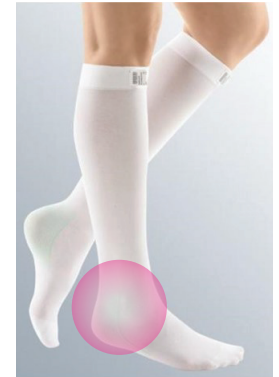
# thrombexin® 18 Anti-embolism Stockings

## Comprehensive Range and Streamlined Inventory Management

The vast majority of competitor brands have a large number of products, which can be confusing for patients and carers. With only 19 products, thrombexin®18 stockings range covers 95% of the population needs for medical thrombosis prophylaxis. This avoids the need for duplicated sizes for different leg lengths.

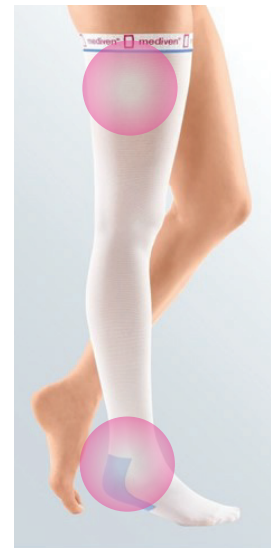
### Knee Length Stockings

Product Code	Size	Ankle	Calf	Colour Coding
0028040201	Extra Small	17-19	26-32	
0028040202	Small	20-22	30-38	
0028040203	Medium	23-25	34-44	
0028040204	Large	26-28	38-48	
0028040214	Large / Extra Wide		44-55	
0028040205	Extra Large	29-31	44-55	



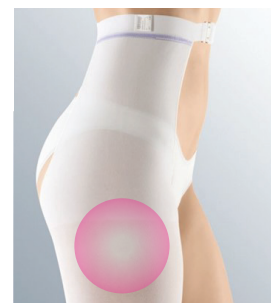
### Thigh Length Stockings

Product Code	Size	Ankle	Thigh	Colour Coding
0028060201	Extra Small	17-19	40-50	
0028060202	Small	20-22	48-60	
0028060212	Small / Extra Wide		56-70	
0028060203	Medium	23-25	56-70	
0028060213	Medium / Extra Wide		64-80	
0028060204	Large	26-28	64-80	
0028060214	Large / Extra Wide		72-90	
0028060205	Extra Large	29-31	72-90	
0028060215	Extra Large / Extra Wide		80-100	



### Thigh Length Stockings with Waist Attachment

Product Code	Size	Ankle	Thigh	Colour Coding
0028062002	Small	20-22	48-60	
0028062003	Medium	23-25	56-70	
0028062004	Large	26-28	64-80	
0028062014	Large / Extra Wide		72-90	



# thrombexin® 18

## Compliant With Regulatory Standards

### Wide differences between the compression profile of the various stockings brands

This study characterised the specific pressure profiles of four thigh-length MTPS from the following manufacturers using HOSY<sup>2</sup>, the gold standard in testing:

- Compinet® pro (BSN medical)
- T.E.D.™ (Covidien)
- Cambren® C (Hartmann)
- mediven® thrombexin® 18(medi)

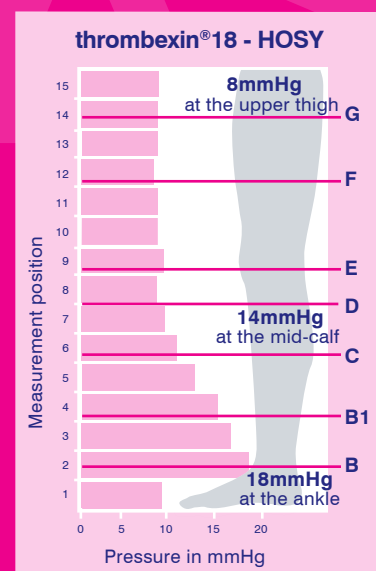
As there is no recognised MTPS standards, the four requirements laid out in the European prestandard (ENV12719) were used. This European prestandard applies to medical thrombosis prophylaxis hosiery, knitted from threads made of natural fibres or synthetic fibres and elastic threads which is used as a medical device for the prophylaxis of venous thrombosis. The prestandard specifies requirements and test methods, except for custom-made hosiery.<sup>3</sup>

### The four requirements of ENV 12719 are:

1. The absolute stretch at the measuring points B, B1, C, D, E and G must not be less than 15%.
2. The compression exerted by the stockings at the ankle must be between 13 and 18mmHg.
3. The residual pressure exerted by the stockings at the measuring points listed above must lie within the following ranges: B1:80 - 100%, C:60 - 80% and G:30 - 70%.
4. The residual pressure at any of the measuring points along the leg, apart from at G (at the topband), must not be higher than the residual pressure at the most distal reference point (= graduated, continuously degressive pressure profile).

ENV 12719 requirement	Comprinet®pro (BSN medical)	Cambren®C (Hartmann)	T.E.D.™ (Covidien)	mediven® thrombexin®18 (medi)
1	✓	✓ ⊗ *	✓ ⊗ **	✓
2	✓	✓ ⊗ *	⊗	✓
3	⊗	⊗ *	⊗	✓
4	⊗	⊗ *	⊗	✓

\* Requirements 1 and 2 are fulfilled for the leg profile with the maximum specifications. None of the requirements are fulfilled for the leg profile with the manufacturer's minimum specifications.  
 \*\* Requirement 1 is only fulfilled for the maximum leg profile.



### Results confirmed by further studies

The MacLellan study<sup>4</sup> confirmed the earlier Thomas study<sup>1</sup> by demonstrating that mediven® thrombexin® 18 achieves a consistent compression profile, while the other products tested showed that **“There was some inconsistency in their pressure profiles and inadequate compression levels across the sizes”**.

Howard et al<sup>5</sup> showed that thigh length mediven® thrombexin® 18 produced a lower incidence of D.V.T. when compared to other leading brands of thigh length stockings.

### The advantages of compression treatment have also been proved by a number of publications for the following indications:

- Prophylaxis of postoperative and post-traumatic oedema<sup>3</sup>
- Reduction of postoperative and post-traumatic pain<sup>4</sup>
- Reduction of postoperative haematomas<sup>3</sup>
- Better rehabilitation and earlier patient mobilisation<sup>1</sup>
- Reduction of the risk of post-thrombotic syndrome after a diagnosis of deep vein thrombosis<sup>4</sup>

1. Wegener U et al. Biomechanical characterization of medical thrombosis prophylaxis stockings (MTPS). Gefäßchirurgie 2013;18:278-286.
2. The HOSY test device was developed by the Hohenstein Institute to measure the effect of medical compression textiles.
3. NBN ENV 12719. Published online at: www.nbn.be/en/catalogue/standard/nbn-env-12719 (last accessed 15 November 2018).
4. MacLellan DG, Compression Profiles of Anti-embolism Stockings, Australian & New Zealand Journal of Phlebology, Vol. 6(1): March 2002.
5. Howard A. et al, Charing Cross Hospital, London: Randomised clinical trial of low molecular weight heparin with thigh length or knee length anti-embolism stockings for patients undergoing surgery; British Journal of Surgery, Vol. 91:2004, pp 842-847.

6. Sultan MJ et al. Compression stockings in the management of fractures of the ankle. Bone & Joint Journal 2014;96-B (8):1062-1069.
7. Clarke-Pearson D et al. Prevention of venous thromboembolic events after gynecologic surgery. Obstet Gynecol 2012;119(1):155-167.
8. Mariani F et al. Multicenter randomized trial comparing compression with elastic stocking versus bandage after surgery for varicose veins. Journal of Vascular Surgery 2011;53:115-122.
9. Amin EE et al. Clinical and economic impact of compression in the acute phase of deep vein thrombosis. Journal of Thrombosis and Haemostasis 2018;16:1555-1563.



**AAXIS Pacific**  
 7A Bessemer St. Blacktown  
 NSW 2148 AUSTRALIA

Tel: +61 2 9881 3333  
 Email: info@aaxispacific.com.au  
 www.aaxis.com.au

# Hospital Butler

thrombexin<sup>®</sup> 18 Hospital Butler is the ideal donning aid for use in day-to-day hospital care and in the operating theatre.

## Features

Simple handling

Time-saving and economical

Pain-free donning of clinical compression stockings for the patient

Can also be used for lower leg injuries

Dimensions: H 22.5cm x D 12.7cm x W 21.8cm (unadjusted) / W 26.5cm (full adjustment)

## User Instructions:

1. By lifting the locking device the diameter of the thrombexin 18 Hospital Butler can be adjusted so that it can be pulled up over the patient's ankle, or calf if necessary, without contact.
2. The topband is gathered up over the stirrup and the stocking pulled up.
3. The stocking is pulled up until the colour mark appears at the upper edge of the stirrup.
4. The thrombexin 18 Hospital Butler is pushed up over the ankle and – if possible – up to below the patient's knee. The thrombexin 18 Hospital Butler is pulled off downwards and the stocking pulled up to the inguinal fold.
5. The tension determines the length of the stocking.



PRODUCT CODE	PRODUCT DESCRIPTION	SKU/TU (MOQ)	SKU/ Inner	SKU/ CTN
0026900062	Thrombexin <sup>®</sup> 18 Stocking Applicator Hospital Butler	1	N/A	20

# thrombexin<sup>®</sup> 18 Anti-Embolism Stockings

## Recommendation for nurses



- If the ankle measurement is within the recommended sizes but the thigh measurement is too large, then a below knee stocking should be fitted.  
-----
- If the calf measurement on a knee length falls outside the recommended range, then no stocking should be fitted to the patient.  
-----
- Measurements are taken after the patient has been lying down for 20-30 minutes.  
-----
- Stockings are to be changed every 2 - 3 days or daily if patient is perspiring profusely or if the stocking is visibly soiled or follow as per hospital guidelines.  
-----
- Stockings can be worn 24 hours a day, recommended at night.  
-----
- Round off measurements to the nearest whole number if using a measuring tape.  
e.g. :
  - if ankle measurement is 22.5cm then choose Medium,
  - if 22.4cm then choose Small

v1.0

# thrombexin<sup>®</sup> 18 Anti-Embolism Stockings

## Warnings and contraindications

### DO

- Make sure that worn stockings are smooth and never wrinkled
- Ensure correct fit of the stocking:
  - Toe hole at ball of foot
  - Heel centred in coloured area
  - Knee/thigh length band in correct position
- Wear thigh length with waist attachment before underwear to make toileting easier

### DO NOT

- Fold the knee/thigh length top band (can cause a tourniquet effect)
- Cut off the waist attachment from stocking to use for thigh length
- Twist stockings on application (can cause a tourniquet effect)
- Expose stockings to oils or grease (such as baby oil) to avoid degradation of elasticity performance
- Do not bleach or iron



**AAXIS Pacific**  
7A Bessemer St. Blacktown  
NSW 2148 AUSTRALIA

Tel: +61 2 9881 3333  
Email: [info@aaxispacific.com.au](mailto:info@aaxispacific.com.au)  
[www.aaxis.com.au](http://www.aaxis.com.au)

# thrombexin® 18

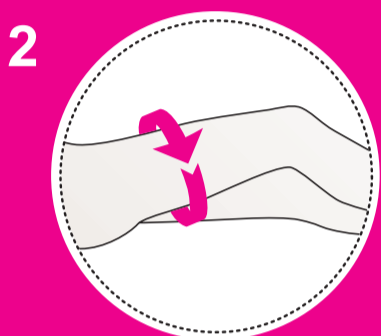
## Anti-Embolism Stockings

### How to choose the correct stocking size



#### 1 KNEE LENGTH

1. Measure ankle circumference to choose the stocking size.



#### 2 THIGH LENGTH

1. Measure ankle circumference to choose the stocking size.  
2. Measure thigh circumference to select the regular or extra-wide stocking.

Round off measurements to the nearest whole number.\* (e.g. if ankle measurement is 22.5cm then choose Medium, if 22.4cm then choose Small)

\* if using a measuring tape.

### Knee Length (AD)

Product Code	Size	Ankle	Calf	Colour Coding
0028040201	Extra Small	17-19	26-32	
0028040202	Small	20-22	30-38	
0028040203	Medium	23-25	34-44	
0028040204	Large	26-28	38-48	
0028040214	Large / Extra Wide	26-28	44-55	
0028040205	Extra Large	29-31	44-55	

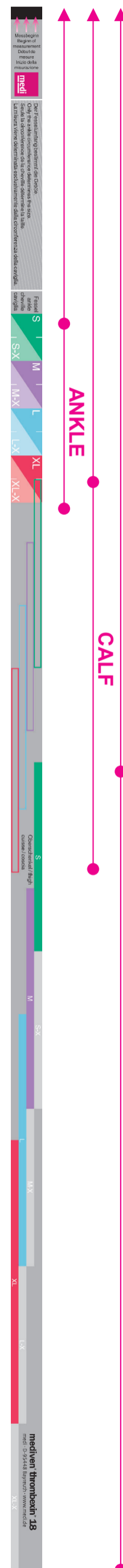
### Thigh Length (AG)

Product Code	Size	Ankle	Thigh	Colour Coding
0028060201	Extra Small	17-19	40-50	
0028060202	Small	20-22	48-60	
0028060212	Small / Extra Wide	20-22	56-70	
0028060203	Medium	23-25	56-70	
0028060213	Medium / Extra Wide	23-25	64-80	
0028060204	Large	26-28	64-80	
0028060214	Large / Extra Wide	26-28	72-90	
0028060205	Extra Large	29-31	72-90	
0028060215	Extra Large / Extra Wide	29-31	80-100	

### Thigh Length with Waist Attachment (AG)

Product Code	Size	Ankle	Thigh	Colour Coding
0028062002	Small	20-22	48-60	
0028062003	Medium	23-25	56-70	
0028062004	Large	26-28	64-80	
0028062014	Large / Extra Wide	26-28	72-90	

(Circumference measurements in cm, colour code as per Measuring Tape)



### Features

Use the colour-coded measuring tool to determine the ankle, calf and thigh sizes.



The fleecy lined heel must be located on the heel and not stretched.



The inspection opening must be placed as indicated in the picture.



The intelligent Top Band indicator should be square when the stocking is worn (Thigh length only).



thrombexin®18 stockings last for at least 20 washes. Hand wash or machine wash on a gentle cycle. Dry in a clothes dryer using low heat (preferably in a cloth bag) or drip dry.

