

Osmonate[®] Calcium Alginate Dressing

Osmonate Calcium Alginate dressings are derived from seaweed and presented in sheet and rope form. The dressings are for use in the treatment of heavily exuding and deep wounds, which may also be infected. Osmonate Calcium Alginate dressings can also be used to assist in the management of minor bleeding.

The calcium alginate fibres of Osmonate Calcium Alginate dressings absorb wound exudate and blood and, through ionic transfer, form a gel which produces a moist wound environment. Osmonate Calcium Alginate dressings can be easily removed through irrigation, reducing the disturbance to new tissue.

Each dressing is individually packed, ready for use, and sterilised by gamma irradiation. Osmonate Calcium Alginate dressings are sterile unless the package is opened or damaged, are single use only and should not be re-sterilised.

INSTRUCTIONS FOR USE



Haemostatic Action



Conforms to Wound Area



Tissue Protection

INDICATIONS

Osmonate Calcium Alginate dressings and rope can be used on moderate to heavily exuding wounds or bleeding wounds. This dressing can also be used for treatment of superficial or deep wounds including:

- Pressure injuries
- Arterial ulcers
- Skin donor sites
- Venous leg ulcers
- Diabetic ulcers

In the event of partial thickness burns, Osmonate Calcium Alginate dressings and rope may be used under medical supervision following debridement of necrotic tissue or surgical treatment.

CONTRAINDICATIONS

- Not suitable for full thickness burns.
- Not suitable for dry wound conditions, unless moistened.
- Should not be used if allergies to any of its components is known.

GENERAL INFORMATION

- Prescribed compression treatment for Venous Leg Ulcer management can be continued whilst using Osmonate Calcium Alginate dressings and rope.
- Medical assessment of the condition of the wound and the causes of delayed wound healing are necessary before treatment.
- No known side effects have been observed or reported in the use of Osmonate Calcium Alginate dressings and rope.

OPTIONS

| REORDER | DESCRIPTION | SIZE | PCS/UNIT |
|---------|-------------|-------------|----------|
| AWC001 | Dressing | 5cm x 5cm | 10 |
| AWC002 | Dressing | 10cm x 10cm | 10 |
| AWC003 | Dressing | 10cm x 20cm | 5 |
| AWC004 | Rope | 30cm | 5 |

EXUDATE



UP TO
HEAVY

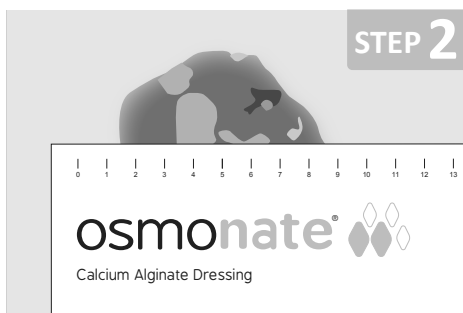
RECOMMEND

3-5
DAYS



STEP 1

Cleanse wound thoroughly, using local protocols. The skin surrounding the wound should be clean and dry.



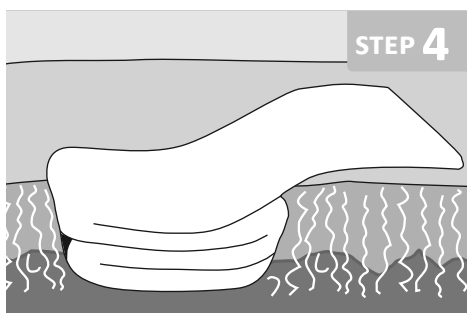
STEP 2

Dressing size is dependent on the wound surface area. The dressing should be selected so that it can be cut to the size and shape of the wound, with minimal wastage.



STEP 3

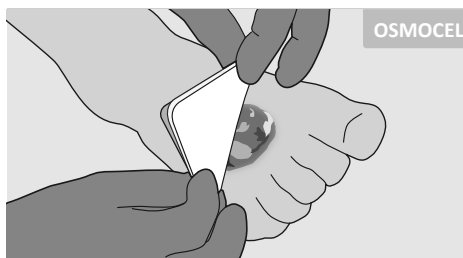
If necessary, cut to shape and size, or fold to adjust to wound size, once in place. Apply the dressing to the wound. In case of very lightly exuding wounds, the dressing can be moistened with normal saline (0.9% NaCl) solution.




STEP 4

If using Osmonate Calcium Alginate rope, gently fold or coil into wound cavity.

SECONDARY DRESSING OPTIONS



OSMOCEL



IMPERVIA NEOSORB

Cover Osmonate Calcium Alginate dressings or rope with an exudate suitable secondary dressing, e.g. Osmocel® Hydroporous Foam for light to moderately exuding wounds or Impervia® Neosorb Superabsorbent dressing for heavily exuding wounds.

DRESSING CHANGE

The clinician-in-charge is responsible for determining the need for dressing changes, dependent on the stage and phase of wound healing and exudate level.

The dressing should be changed once it has fully turned into a gel, or in accordance with local protocol.

Remove secondary dressing and rinse away gel and/or dressing residue with normal saline (0.9% NaCl) solution.

7 days is the maximum period between dressing changes.